

Bricks

High
Beginner

Listening



Workbook

Bricks

Contents



Unit 1 Cooking

Vocabulary Check Up	4
Topic 1 You're the Best Cook!.....	6
Topic 2 Enjoy Your Ice Cream!.....	8



Unit 2 Buying and Selling

Vocabulary Check Up	10
Topic 1 Shopping at a Clothing Store.....	12
Topic 2 Flea Market.....	14



Unit 3 Vacation

Vocabulary Check Up	16
Topic 1 At the White Sand Beach.....	18
Topic 2 Fishing at the Lake.....	20



Unit 4 Pets

Vocabulary Check Up	22
Topic 1 Hey, Spikey!.....	24
Topic 2 Special Relationship.....	26



Unit 5 Household Chores

Vocabulary Check Up	28
Topic 1 It's Fun to Share the Work!.....	30
Topic 2 Dad, a Hard Worker.....	32



Unit 6 Bodily Signals

Vocabulary Check Up	34
Topic 1 Help Me to Stop It!.....	36
Topic 2 Bbbuuurrrppp!.....	38



Unit 7 Colors

Vocabulary Check Up	40
Topic 1 Colorful Feelings.....	42
Topic 2 What Is Color Meaning?.....	44



Unit 8 Movies

Vocabulary Check Up	46
Topic 1 I Love Superhero Movies.....	48
Topic 2 A Stuntman's Job.....	50



Unit 9 Smart, Exciting Life

Vocabulary Check Up	52
Topic 1 Smart Rides.....	54
Topic 2 Amazing Jump Rope.....	56



Unit 10 Amusement Parks

Vocabulary Check Up	58
Topic 1 The Wizarding World of Harry Potter.....	60
Topic 2 The Scariest Ride.....	62



Unit 11 Life Safety

Vocabulary Check Up	64
Topic 1 A Doctor's Advice.....	66
Topic 2 Safety Rules.....	68



Unit 12 Weather


Vocabulary Check Up	70
Topic 1 Different Places, Different Weather.....	72
Topic 2 Animal Weather Predictors.....	74

Vocabulary Check Up (65)

A. Listen. Write the words and the meanings.

Words	Meanings
1. <u> </u> mix	<u> </u> 섞다
2. <u> </u> powder	<u> </u> 가루
3. <u> </u> batter	<u> </u> 반죽
4. <u> </u> in advance	<u> </u> 미리
5. <u> </u> flour	<u> </u> 밀가루
6. <u> </u> green tea	<u> </u> 녹차
7. <u> </u> pour	<u> </u> 붓다, 따르다
8. <u> </u> blender	<u> </u> 믹서기, 분쇄기
9. <u> </u> mold	<u> </u> 틀
10. <u> </u> freeze	<u> </u> 얼리다, 얼다

B. Complete the crossword puzzle.



▶ Across

- to stir and shake some things together
- Please _____ the fish over after 3 minutes.
- smooth and soft

▼ Down

- _____ the butter in a pan.
- I _____ milk into my cup.
- to stir very quickly

C. Fill in the blanks using the words from the box.

blender	batter	green tea	freeze
mold	flour	in advance	powder

- I put two spoons of curry **powder** in water.
- Please pour the **batter** into the muffin cups.
- Drinking a cup of hot **green tea** is good for your health.
- I put strawberries and yogurt into the **blender** to make a smoothie.
- I paid for the movie tickets **in advance** on my phone.
- Let's **freeze** the water and make some ice cubes.
- I poured the milk into the ice cream **mold**.
- Mix **flour** with water, sugar, and some salt to make batter.

Dictation

Topic 1 | You're the Best Cook!

Sally: I'll make some **snacks** for you. What do you want, Oliver?

Oliver: I want **pancakes**.

Sally: You know I'm the **best** at **making** pancakes.

Oliver: Let me help you, Sally. What do we **need**?

Sally: We need **eggs**, **flour**, milk, butter, and maple syrup.

Oliver: Oh, we have all of those.

Sally: Okay. First, let's **beat** the eggs in a **bowl** until they're **creamy**.

Oliver: I can **do** **that**.

Sally: Then I'll **melt** the **butter** in the **pan**.

Oliver: It's really hot, so be **careful**, Sally.

Sally: Okay. Next, I'll **pour** the **melted** butter, **flour**,
and milk into the creamy eggs.

Oliver: **After** **that**, we should **mix** them **all**
together, right?

Sally: Right. Do you want to **try** it?

Oliver: Sure.

Sally: Good job! I'll **pour** the **batter** slowly **onto** the
pan to make **perfect** **circles**.

Oliver: And then?

Sally: **Flip** them two or **three** **times** until the
pancakes **turn** **golden** **brown**.

Oliver: Wow, it **smells** good!

Sally: Finally, we can pour maple **syrup** on **top** of the
pancakes!

Oliver: They **look** so **delicious**! You're the best
cook, Sally.

Topic 2 | Enjoy Your Ice Cream!

Jenn: Hi! Welcome to Jenn's Easy **Cooking** **Channel**! I'm Jenn.

Last time, we made French **toast**.

Today, we'll make green tea **chocolate** **chip**

ice **cream**. I have milk, **green**

tea **powder**, syrup, and chocolate chips.

First, I **pour** green tea **powder** and **syrup**

into the **milk**. Then I **mix** them all. I

put green tea **milk** and chocolate chips into the

blender. Then I **push** the **button** to mix

them **all** **together**. I pour the mix **into**

an ice cream **mold**. And I **freeze** it.

Ta-da! I made some for you **in** **advance**. It looks

delicious, right? **Enjoy** it **by** **yourself**, or


share it **with** your friends!

Vocabulary Check Up

A. Listen. Write the words and the meanings.

Words	Meanings
1. <u>pick</u>	<u>고르다</u>
2. <u>fit</u>	<u>맞다</u>
3. <u>zipper</u>	<u>지퍼</u>
4. <u>flea market</u>	<u>벼룩시장</u>
5. <u>tight</u>	<u>꼭 조이는</u>
6. <u>jeans</u>	<u>청바지</u>
7. <u>stuff</u>	<u>물건</u>
8. <u>medium</u>	<u>중간의</u>
9. <u>stuck</u>	<u>움직일 수 없는, 꼼짝 못하는</u>
10. <u>size</u>	<u>치수, 사이즈</u>

B. Complete the crossword puzzle.



▶ Across

- I bought a _____ of pants.
- to move something quickly
- I _____ on a new hat.

▼ Down

- clothing you wear on top
- the size between small and large
- A small shirt is too _____ on me.

C. Fill in the blanks using the words from the box.

fit	flea market	jeans	pick
size	stuck	stuff	zipper

- My mom bought an old vase at the flea market.
- What size sneakers are you looking for?
- The zipper on my bag is broken.
- Unfortunately, the skirt doesn't fit me.
- My dad was stuck in traffic for three hours.
- Don't wash your blue jeans often.
- Please help me move my stuff.
- My mom is picking fruit at the market.

Dictation

Topic 1 | Shopping at a Clothing Store

Suzy: Mom, there are so many **clothes** in this **store**.

Mom: **Pick** a **few**, sweetie.

Suzy: **How** **about** this blue **jacket**?

Mom: It's too small. **Try** **on** a bigger **size**.

Suzy: Okay. How about this one?

Mom: It's too **big** **on** **you**.

Try the **medium** one.

Suzy: Oh! I think this is the one. It **fits** me!

Mom: It **fits** you **just** **right**. How about trying

on this **pair** of **jeans**, too?

Suzy: Okay, Mom. Hmm. These jeans are a little **tight** on me.

Mom: Here, I **found** a **bigger** size. Try these on

instead, then.

Suzy: Okay. It's just right! But mom, there's **something** **wrong**

with these jeans.

Mom: What is it, sweetie?

Suzy: I think the **zipper** is **stuck**. It doesn't

move **at** **all**.

Mom: Try **wiggling** the zipper **back** and **forth**.

Suzy: It's not **working**. It's **still** **stuck**.

Mom: Try **pulling** it **up** and **down**.

Suzy: Okay, I think I got it! Phew, these jeans are **uncomfortable**!

Mom: Do you want to try on **another** **pair**?

Suzy: **No**, **thanks**. I think I will **just**

buy the jacket for now.

Topic 2 | Flea Market

Ted: I love **Saturday** **because** it's **flea**
market day! **Every** Saturday **morning**, my family
and I go to the **park** to **sell** our **old**
things.

We **lay** **out** a **picnic** **blanket**
on the **grass**. I **put** **down** my old books
on the blanket. My sister puts down her **old** **toys**.
My mom and dad put down their old **clothes**. There are
other **families** selling their **stuff**, too!

I like to **walk** **around** and look at everything.

Sometimes, I see **strange** and **interesting** things. I saw
real **cowboy** boots. I saw old dial **phones**.

and **radios** with long antennas.

Sometimes we sell many **items**. Sometimes we sell


nothing at all. But every Saturday is great. Why? Because it's flea
market day!

Vocabulary Check Up (71)

A. Listen. Write the words and the meanings.

Words	Meanings
1. <u> touch </u>	<u> 만지다 </u>
2. <u> beach </u>	<u> 해변, 바닷가 </u>
3. <u> fishing rod </u>	<u> 낚싯대 </u>
4. <u> hint </u>	<u> 힌트, 단서, 암시 </u>
5. <u> forest </u>	<u> 숲 </u>
6. <u> unlike </u>	<u> ~와 달리 </u>
7. <u> shining </u>	<u> 빛나는 </u>
8. <u> bored </u>	<u> 지루한 </u>
9. <u> hook </u>	<u> (낚시) 바늘, 고리 </u>
10. <u> cast a line </u>	<u> 낚싯줄을 던지다 </u>

B. Complete the crossword puzzle.



▶ Across

- The sand on the _____ was soft.
- new, clean, and pure
- hard waste that comes out of the body

▼ Down

- not interested
- Please give me a _____. I don't know the answer.
- A fish _____ is bent.

C. Fill in the blanks using the words from the box.

cast a line	coral	fishing rod	forest
snorkel	unlike	fresh	shining

- The sun was **shining** brightly, so I put on sunglasses.
- My dad rested his **fishing rod** against a big tree.
- Unlike** my twin brother, I don't like to read books.
- Some fish swim in and out of the colorful **coral**.
- When I went **snorkel** ing, I saw a lot of beautiful fish.
- I **cast a line** into the lake and waited for the fish.
- My parents enjoy walking in the **forest**.
- The lettuce in my grandma's garden is **fresh**.

Dictation

Topic 1 | At the White Sand Beach

Kelly: Wow, it's like a dream! We're at White Beach!

Eamon: Yes. The sun is shining. It's a beautiful day!

Kelly: This sand is so soft and white!

Eamon: Do you know where this sand comes from?

Kelly: Well, sand usually comes from stones.

Eamon: The sand here is different.

Kelly: Where does it come from?

Eamon: I will give you a hint. Fish make the sand.

Kelly: Hmm. Can you give me another hint?

Eamon: Sure. The sand is usually made of coral.

Kelly: Do the fish break the coral? It looks too hard to

break.

Eamon: They use their teeth to break it. And then they eat it!

Kelly: How can they make the sand if they eat it?

Eamon: Here is another hint. What happens after you eat something?

Kelly: The food goes down. It goes into my stomach.

Eamon: That's right. What happens next?

Kelly: Uh... then I have to go to the toilet.

Eamon: That's right. The sand is fish poop!

Kelly: Poop?! I think I will go wash my hands now.

Eamon: Ha-ha. How about going snorkeling first?

Kelly: If we go snorkeling, can we see the fish eating the coral?

Eamon: Of course! Come on, let's go!

Topic 2 | Fishing at the Lake

Alex: My family and I **went** **fishing** at the **lake** this **summer** **vacation**. The lake was in the **forest**, so there were **many** **trees** and the **air** was **fresh**. I **felt** great!

First, my dad **put** a **worm** on the **hook** for me. I still can't **touch** worms **with** my **hands**. He also **helped** me **cast** a **line**.

Just when I **started** to feel **bored**, my **fishing** **rod** moved **up** **and** **down**. I was so **excited** and I **pulled** it **strongly**. Oh, my! It was not a fish. It was a **plastic**

bag. My mom and dad **laughed** **loudly**.

They **caught** many fish, **unlike** me. My dad

cooked them. They were so delicious! **Next**


time when I go fishing, I will **catch** many fish!

Vocabulary Check Up  (74)

A. Listen. Write the words and the meanings.

Words	Meanings
1. <u> spine </u>	<u> 가시 </u>
2. <u> adopt </u>	<u> 입양하다 </u>
3. <u> hedgehog </u>	<u> 고슴도치 </u>
4. <u> leather </u>	<u> 가죽 </u>
5. <u> cozy </u>	<u> 아늑한 </u>
6. <u> sawdust </u>	<u> 톱밥 </u>
7. <u> back </u>	<u> 등 </u>
8. <u> mealworm </u>	<u> 애벌레 </u>
9. <u> deaf </u>	<u> 청각 장애가 있는 </u>
10. <u> in common </u>	<u> 공통으로 </u>

B. Complete the crossword puzzle.



► Across

- 3. to lift up
- 4. I touch a snake with my _____ hands.
- 6. feeling comfortable, warm, and relaxed

▼ Down

- 1. a sharp pointed part on an animal
- 2. I buy some _____ for my dog.
- 5. He wishes to _____ a child.

C. Fill in the blanks using the words from the box.

back	deaf	in common	leather
mealworm	raise	sawdust	sign language

- 1. I sit on my horse's back and go for a ride across the field.
- 2. After he cut the wood, there was a lot of sawdust on the floor.
- 3. Sam is deaf in his left ear, so he cannot hear very well.
- 4. My best friend and I have a lot of things in common .
- 5. I threw some live mealworm s into the tanks, and my fish ate them all up!
- 6. We should learn sign language to talk to Katie.
- 7. My mom's bag is made from cow's leather , and it is soft.
- 8. I raise d my hand to ask my teacher a question.

Dictation

Topic 1 | Hey, Spikey!

Patty: What is that, Mike?

Mike: Hey, Patty. This is my hedgehog.

Patty: Wow! It's cuter than I thought. What's its name?

Mike: Spikey!

Patty: Hey, Spikey! Oh, it's looking at me! Where does it live?

Mike: Come here! This is his house. He really hates the cold, so I put sawdust and a blanket on the floor.

Patty: The house looks cozy. Hedgehogs have many sharp spines on their back. How do you pick him up?

Mike: At first, I could not pick him up with my bare hands. I used leather gloves.

Patty: You mean you can pick him up with your bare hands now?

Mike: Yes. I still need to be careful, but Spikey doesn't raise his spines now when I pick him up.

Patty: Oh, he knows you're his friend. What does he usually eat?

Mike: He usually eats feed for hedgehogs.

Patty: Only feed?

Mike: No. I sometimes cut some fruit and vegetables into pieces and give them to him. And...

Patty: And?

Mike: Actually, he sometimes eats mealworms.

Patty: Worms? Oh, my!

Topic 2 | Special Friendship 76

Walter: Hi, I'm Walter. I'm Julia's puppy. Julia adopted me from her friend when I was just six weeks old. When I first met Julia, I knew she was very special. She knew I was special, too. Julia and I have a lot in common.

First of all, we are both deaf. This means we cannot hear. She talks to me by using sign language. I look at her hands and I can understand her signs! Second, we both love to play! Every day, I sit next to her while she does her homework.

After she finishes her homework, we go into the yard to play. Our favorite game is 'catch'.

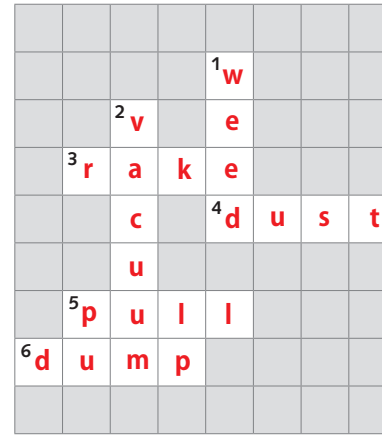
I know Julia loves me because she takes good care of me. I am happy to be her best friend.

Vocabulary Check Up

A. Listen. Write the words and the meanings.

Words	Meanings
1. <u> chore </u>	<u> (해야 하는) 일 </u>
2. <u> weed </u>	<u> 잡초 </u>
3. <u> plastic bag </u>	<u> 비닐 봉지 </u>
4. <u> neighbor </u>	<u> 이웃 </u>
5. <u> rake </u>	<u> 갈퀴질을 하다, 갈퀴로 모으다 </u>
6. <u> garage </u>	<u> 차고 </u>
7. <u> compost </u>	<u> 퇴비 </u>
8. <u> lawn </u>	<u> 잔디(밭) </u>
9. <u> whole </u>	<u> 전체의, 모든 </u>
10. <u> dump </u>	<u> 버리다 </u>

B. Complete the crossword puzzle.



► Across

3. I _____ the yard every weekend.
4. _____ to clean the dirt off things
5. _____ to pick upwards
6. Do not _____ waste on the streets.

▼ Down

1. a wild plant in the garden that is not wanted.
2. I _____ the dirty floor.

C. Fill in the blanks using the words from the box.

compost	dust	garage	household
lawn	neighbor	pull	whole

1. My **neighbor** helped me fix my fence.
2. I will spend my **whole** life helping people.
3. I help my parents with the **household** chores.
4. The dentist will **pull** my tooth out today.
5. The hammer and nails are in the **garage**.
6. My mom adds **compost** to the soil.
7. Please **dust** out every corner.
8. You should water the **lawn** this weekend.

Dictation

Topic 1 | It's Fun to Share the Work!

Vanessa: Is this Kylie?

Kylie: It is.

Vanessa: This is Vanessa. Do you want to come over this Saturday? I got a new puzzle!

Kylie: Sorry. I can't. I have to vacuum the whole house! That's my weekend chore.

Vanessa: Why do you have to do that?

Kylie: My parents say I need to help our family.

Vanessa: Do you really have to vacuum the WHOLE house?

Kylie: Yes, but I have an idea. If you help me vacuum, I can go to your house.

Vanessa: That's a great idea! I already know how to vacuum. I actually like vacuuming.

Kylie: Good! We have two vacuum cleaners.

Vanessa: Where will I vacuum?

Kylie: You can vacuum the second floor.

Vanessa: Where will you vacuum?

Kylie: I will vacuum the first floor.

Vanessa: It will be fun to share the work!

Kylie: I agree. I'll see you on Saturday.

Vanessa: See you, then.

Topic 2 | Dad, a Hard Worker

Brandon: On Saturdays and Sundays, my dad always works
around our house and yard.

In the winter, he dusts the tops
of the doors and picture frames in the
house. Nobody ever cleans those!

In the spring, he waters the lawn and
pulls weeds from the grass in our yard. Our
neighbors think we have the nicest lawn!

In the summer, he picks vegetables and
fruits from our garden and washes them next to the
garage. We eat them at our Sunday dinners. They are
so tasty!

In the fall, he rakes leaves off the lawn
and puts them into plastic bags. It takes
so much time. After that, he takes the bags of leaves and
dumps them into our compost.

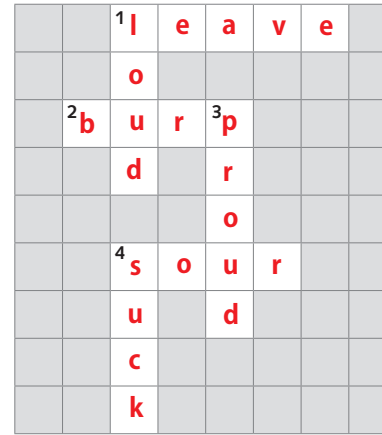
My dad works so hard on his weekend household
chores. What a hard worker!

Vocabulary Check Up

A. Listen. Write the words and the meanings.

Words	Meanings
1. hiccup	딸꾹질
2. suck	빨아 먹다
3. breath	숨
4. pleased	기쁜, 즐거운
5. burp	트림하다
6. proud	자랑스러운
7. in public	공공장소에서
8. solution	해결책
9. leave	떠나다
10. sour	신 (맛이 나는)

B. Complete the crossword puzzle.



► Across

1. to go away from
2. Babies _____ after drinking milk.
4. Lemons taste very _____.

▼ Down

1. making much noise; not quiet
3. feeling great about one's actions
4. Don't _____ your thumb!

C. Fill in the blanks using the words from the box.

breath	fake	hiccup	loud
in public	pleased	real	solution

1. I'm **pleased** to see her again.
2. I'm sure that my mom will know the **solution**.
3. I had **hiccup**s after drinking soda.
4. She **fake**d a yawn because she didn't want to talk to him.
5. Nobody knows her **real** name.
6. There was a **loud** noise behind us.
7. Please hold your **breath** for a second.
8. He feels scared when he is out **in public**.

Dictation

Topic 1 | Help Me to Stop It!

Kate: Hic! Help me to stop these hiccups, Dad!

Hic!

Dad: Are those real hiccups? You usually fake

them.

Kate: These are real! Hic! What can I do to

stop my hiccups?

Dad: Those aren't real! They sound fake to me.

Kate: Really? I can't sleep. Hic! I can't

even eat or drink! Hic!

Dad: I believe you now. Did you try to hold your

breath?

Kate: Yes, I did. Hic!

Dad: Did you try to drink water

quickly?

Kate: Hic! Yes, I did. Those solutions aren't working! Hic!

Dad: Did you try something more difficult?

Kate: Hic! Like what?

Dad: Did you try sucking on a lemon?

Kate: A lemon? Okay, I'll suck on one now. It is so sour!

Dad: But you don't have the hiccups anymore, right?

Kate: That's true! Thanks, Dad.

Dad: Hic! Hic! Now I have the hiccups! You gave them to me!

Kate: Very funny, Dad. You're faking, aren't you?

Dad: Hic! I'm not joking. These are real hiccups!

Hic!

Topic 2 | Bbbuuurrrppp!

Sam: My mom and I often eat at restaurants. My mom likes eating out with me, but she doesn't like burping in public.

After I drink soda, I burp. My soda burps are loud and long. When I do that, my mom tells me to burp quietly. If I eat hamburgers and fries quickly, I usually burp. At those times, my mom always says I should not burp in public.

I love drinking soda, and I love eating fast food.
“Bbbuuurrrppp!” I burp again and again.
Everyone looks at me. My mom's face gets red.

However, I am very proud because my burps are so loud! When we leave the restaurants, I always burp.

“Bbbuuurrrppp!” That's always my last burp. My mom never looks pleased, but I always smile.

“Bbbuuurrrppp!”

Vocabulary Check Up (83)

A. Listen. Write the words and the meanings.

Words	Meanings
1. <u> health </u>	<u> 건강 </u>
2. <u> cleanliness </u>	<u> 청결 </u>
3. <u> bride </u>	<u> 신부 </u>
4. <u> pure </u>	<u> 순수한, 깨끗한 </u>
5. <u> warning </u>	<u> 주의, 경고 </u>
6. <u> nature </u>	<u> 자연 </u>
7. <u> pack </u>	<u> 포장하다, 싸다 </u>
8. <u> meaning </u>	<u> 의미 </u>
9. <u> traffic light </u>	<u> 신호등 </u>
10. <u> danger </u>	<u> 위험 </u>

B. Complete the crossword puzzle.

					1	p	a	c	k	
						u				
						r				
2	b	r	i	3	d	e				
					a					
4	g	o	w	n						
					g					
			5	h	e	a	l	t	h	
					r					

▶ Across

1. I _____ gifts for my friends.
2. a woman who is getting married
4. an outer clothing; a long dress
5. Eating fruits is good for your _____.

▼ Down

1. The air in the forest is very _____.
3. not to be safe

C. Fill in the blanks using the words from the box.

cleanliness	fire truck	meaning	nature
peace	relaxed	traffic light	warning

1. She felt **relaxed** because the final test was over.
2. **Cleanliness** is always important inside hospitals.
3. The **fire truck** arrived quickly to save the burning building.
4. When the **traffic light** turns yellow, you should slow down.
5. The color blue has some **meaning**s, such as sadness, calmness, etc.
6. That **warning** sign says you should drive slowly on this street.
7. I like hiking in **nature** because I can see many trees and animals.
8. My dad lay back and enjoyed the **peace** of the evening.

Dictation

Topic 1 | Colorful Feelings

Lynn: Tory, **What** are you **looking at**?

Tory: Hey, Lynn. I'm looking at the **wall**.

Lynn: Why? It's just a **green** wall.

Tory: It makes me **feel relaxed** and **peaceful**.

Lynn: Oh, yes. **When** we see the **color** green, it makes us
feel relaxed.

Tory: Right. **That's why** people **paint**
hospitals green.

Lynn: Yes. What about **yellow**?

Tory: Well, **when** I **see** yellow, I **feel**
nice and happy.

Lynn: Me, too. That's why my **younger brother** has a yellow
umbrella and yellow **T-shirts**.

Tory: When I was 5, I **also** had **many** yellow
things.

Lynn: What do you **think about** blue? Do you
feel sad when you see blue?

Tory: No. I feel **cool**!

Lynn: **Why** do you feel **like that**?

Tory: **Last week**, I went to the **sea** with my
family. The sea was **deep blue**!

Lynn: I see. So **people sometimes** have **different**
feelings when they see the **same color**.

Tory: That's **right**.

Topic 2 | What Is Color Meaning?

Teacher: Hi, guys. Today, we're talking about the meanings of different colors. What is color meaning?

For example, what color is a fire truck?

It's red. Red means danger and

warning. Red also means love. When you

pack a gift, you use red ribbon.

When you want to show your love, you give red

roses.

What about green? Think about the color green in

traffic lights. Green means safety. Green

also means nature and health.

Now let's talk about white. Doctors usually wear

white gowns. White means peace and

cleanliness. Many brides wear white

wedding dresses. They want to look pure

and clean.


Let's talk about other colors with your partners.

Vocabulary Check Up

A. Listen. Write the words and the meanings.

Words	Meanings
1. <u> </u> punch <u> </u>	<u> </u> 주먹으로 치다 <u> </u>
2. <u> </u> athletic <u> </u>	<u> </u> 운동을 잘 하는 <u> </u>
3. <u> </u> yell <u> </u>	<u> </u> 소리치다 <u> </u>
4. <u> </u> brave <u> </u>	<u> </u> 용감한, 용기 있는 <u> </u>
5. <u> </u> suit <u> </u>	<u> </u> 옷, 정장 <u> </u>
6. <u> </u> childish <u> </u>	<u> </u> 유치한 <u> </u>
7. <u> </u> title role <u> </u>	<u> </u> 주인공 역, 주연 <u> </u>
8. <u> </u> costume <u> </u>	<u> </u> 의상 <u> </u>
9. <u> </u> weapon <u> </u>	<u> </u> 무기 <u> </u>
10. <u> </u> car crash <u> </u>	<u> </u> 자동차 충돌 <u> </u>

B. Complete the crossword puzzle.



▶ Across

- The hero ed the bad guy on the nose.
- The is famous for his movie.
- something used for fighting
- to say something very loudly

▼ Down

- clothes worn for a special event
- I like shows because they're funny.

C. Fill in the blanks using the words from the box.

title role	childish	stuntman	car crash
athletic	costume	brave	comedy

- The main actor has to change his **costume** for every scene.
- His brother is small, but he is **athletic**.
- A **stuntman** is climbing a tall building.
- I don't play with dolls anymore because they are **childish**.
- The **title role**s for *Beauty and the Beast* are Beast and Belle.
- I like **comedy** shows because they make me laugh.
- The **brave** man saved the little girl from the lake.
- There was a **car crash** on our street this morning.

Dictation

Topic 1 | I Love Superhero Movies

Roman: Would you like to go to the movies, Cindy?

Cindy: Sorry, Roman. I need to write a book report today.

Roman: What about tomorrow?

Cindy: I'm fine tomorrow. What movies are playing at the theaters?

Roman: There's a superhero movie, a horror movie, and a comedy.

Cindy: Hmm... I can't watch horror movies. After I watch a horror movie, I'm scared to be home alone.

Roman: Okay. What about a comedy?

Cindy: I think they're childish.

Roman: Then you like superhero movies, right?

Cindy: Yes. What about you?

Roman: Actually, I really love superhero movies.

Cindy: Oh, great! Did you watch *Iron Man*?

Roman: Of course! He's so cool! His suit is amazing! He can fly when he wears his suit and use various weapons.

Cindy: You look so excited. You're a big fan of *Iron Man*.

Roman: Yes, I am.

Cindy: Does Iron Man play the title role in this movie?

Roman: This time, Iron Man comes out with many other heroes.

Cindy: Oh, great! What time does the movie start?

Roman: Let me see. It starts at 4:30 in the afternoon.

Cindy: Why don't we meet at 4:00 in front of the theater?

Roman: Sounds good. See you tomorrow.

Topic 2 | A Stuntman's Job

Sam: Hello. Thank you for having me for Career Day at your school. My

name is Sam, and I'm a stuntman.

Do you know what a stuntman does? No? Have you

seen a car crash in a movie? A stuntman

drove that car!

We do all the dangerous parts in movies. For example, my

last movie was a superhero movie. The main

actor wore his costume and yelled at the

bad guy. Then I wore the

same costume. The bad guy punched me and I

fell from a window! In the movie,

it looks like the main actor got

punched. But really, it was me!

If you want to be a stuntman, you have to

be brave and athletic. When I was younger,

I loved movies and P.E.. Now I get to do both

of these hobbies every day. For me, this is the perfect

job!

Vocabulary Check Up

A. Listen. Write the words and the meanings.

Words	Meanings
1. <u>electric</u>	<u>전기의</u>
2. <u>scooter</u>	<u>스쿠터</u>
3. <u>jump rope</u>	<u>줄넘기를 하다</u>
4. <u>normal</u>	<u>보통의, 평범한</u>
5. <u>balance</u>	<u>균형</u>
6. <u>wheel board</u>	<u>휠 보드</u>
7. <u>calorie</u>	<u>열량, 칼로리</u>
8. <u>weight</u>	<u>체중</u>
9. <u>burn</u>	<u>태우다</u>
10. <u>rental shop</u>	<u>대여점</u>

B. Complete the crossword puzzle.

¹ b	u	r	n						
a		² w	e	i	g	³ h	t		
t							a		
⁴ t	r	i	p			o	n		
e							d		
r							l		
y		⁵ s	c	r	e	e	n		

► Across

- to destroy by fire or heat
- Lose your _____ because you look fat.
- to almost fall over after hitting something
- the flat part of a TV or computer

▼ Down

- I need a _____ for my new watch.
- A bike usually has two _____s for hands.

C. Fill in the blanks using the words from the box.

rental shop	calorie	electric	jump rope
normal	handle	trip on	wheel board

- A normal cat spends 80 percent of its time sleeping.
- You can borrow a bike at the rental shop.
- There is a bell on one of my bicycle handles.
- I don't like pizza because it has high calories.
- I can't keep my balance well when I ride a wheel board.
- A(n) electric bike uses power from a battery.
- I trip ped on a small stone on the ground.
- I will jump rope every day to lose weight.

Dictation

Topic 1 | Smart Rides

David: Hey, Lisa! Come with me!

Lisa: What are we going to do, David?

David: We're going to ride electric scooters, electric wheel boards, or in-line skates at the park.

Lisa: I know in-line skates. But what are electric scooters and electric wheel boards?

David: They use electricity. They're much faster than in-line skates.

Lisa: Sounds a little scary.

David: They aren't that scary. Oh, we're here. Let's go into the rental shop.

Lisa: Okay. Are these electric scooters?

David: No, those are electric wheel boards. Electric scooters have

handles.

Lisa: Oh, those must be the electric scooters!

David: Yes. Do you think you can ride an electric scooter?

Lisa: I think so, but I'm a little nervous.

David: What about an electric wheel board?

Lisa: I don't think so. I'm not usually good at keeping my balance.

David: Okay! Pick two scooters and I'll show you how to start them.

Topic 2 | Amazing Jump Rope

Lucy: Hi, I'm Lucy. This is my new jump rope. It's very special.

As you can see, it doesn't have a long rope! Each handle has a short rope, so I feel like I

am jumping rope. I never trip on the rope, so it's safer than normal jump ropes.

It has one more special detail. One of its handles

has a small LCD screen. The screen shows

how many times I have jumped. The

screen also shows my weight, how

long I have exercised, and how many calories I

have burned. How smart it is!

It needs two batteries, and I just need to change them

once every six months or so. What an amazing

jump rope!

Vocabulary Check Up

A. Listen. Write the words and the meanings.

	Words	Meanings
1.	<u>dragon</u>	<u>용</u>
2.	<u>flame</u>	<u>불꽃, 불길</u>
3.	<u>character</u>	<u>등장인물</u>
4.	<u>throw up</u>	<u>토하다</u>
5.	<u>climb up</u>	<u>오르다</u>
6.	<u>fasten</u>	<u>매다</u>
7.	<u>face</u>	<u>향하다, 마주보다</u>
8.	<u>seat belt</u>	<u>안전벨트</u>
9.	<u>drop</u>	<u>떨어지다</u>
10.	<u>portrait</u>	<u>초상화</u>

B. Complete the crossword puzzle.

		1 b		2 d				
3	p	o	r	t	r	a	i	4 t
	o		o		o			w
	p		o		p			i
	u		m					s
	l							t
5	a	r	r	i	v	e		
	r							

► Across

- a painting or drawing of a person
- to get to a place

▼ Down

- a long-brush used for sweeping
- I dreamed that I ped from a cliff.
- This red shirt is the one. Many people are buying it.
- your body to the left.

C. Fill in the blanks using the words from the box.

arrive	broom	character	climb up
face	fasten	flame	throw up

- He picked up the broom and started to sweep the floor.
- There are many characters in this animation film.
- My sister usually throws up on boats.
- I will arrive at the airport in an hour.
- He stepped on the flames to kill the fire.
- A monkey is climbing up the tree.
- Please fasten your seat belts before takeoff.
- This room faces the sea, so I'm happy.

Dictation

Topic 1 | The Wizarding World of Harry Potter

Jason: Nancy, I can't believe I'm here at Universal Studios in Japan!

Nancy: We're here! Look! There's the Wizarding World of Harry Potter. Jason, let's go over there now!

Jason: Amazing! It looks like the movies.

Nancy: Let's go to Hogwarts first. Does that sound good?

Jason: If sure does!

Nancy: We're here. Wow, look at those portraits! They're speaking just like they do in the movies.

Jason: That's amazing! What's next?

Nancy: Why don't we go on the Harry Potter and the Forbidden Journey ride?

Jason: Sounds good! It's very popular, so let's go there now before

more people arrive.

Nancy: Put on your 3D glasses. Oh, my! This is so realistic! We're flying over Hogwarts!

Jason: Fantastic! Oh, look at them! That's Harry Potter and Hermione in front of us! They're flying on brooms.

Nancy: Hi, Harry and Hermione! Oops! Watch out for the dragon! Fly under him!

Jason: Phew! We just got away from the dragon. This ride is SO exciting!

Nancy: I agree. I feel just like a character from the Harry Potter movies!

Topic 2 | The Scariest Ride

Mary: Hi, I'm Mary. I don't like being up high or going down quickly. I can't believe I'm going to go on this ride! This ride is called "X2". It's at Six Flags Magic Mountain in California. My best friend Tom asked me to ride with him. He brought our tickets, and we're sitting in it right now! I fasten my seat belt.

The ride starts, and I am nervous. First, we climb up, but we face backwards! We face the ground! Then we twist, turn around, and drop quickly. I feel sick, but I don't throw up. At first, my eyes are closed. After a few minutes,

I get used to the ride and open my eyes.

Just then, flames shoot out and scare me!

Luckily, they aren't real. The ride stops soon after that.

X2's the scariest ride ever!

Vocabulary Check Up

A. Listen. Write the words and the meanings.

	Words	Meanings
1.	lean	기대다
2.	fall down	넘어지다
3.	sprain	삐다
4.	appear	나타나다
5.	wear a cast	깁스를 하다
6.	hold on	잡고 있다
7.	slippery	미끄러운
8.	handrail	난간
9.	keep in mind	명심하다
10.	bump	부딪히다

B. Complete the crossword puzzle.

		¹ s				² b	
		t		³ f		l	
		e		r		i	
	⁴ s	p	r	a	i	n	
	a			m		k	
	f			e			
⁵ l	e	a	n				
	t						
	y						

► Across

4. I fell down and _____ed my ankle.
5. to bend forward, backward, or sideways

▼ Down

1. He took slow _____s because it was raining.
2. She's gone in the _____ of an eye.
3. an open rectangular part that holds glass
4. to be free from danger or being hurt

C. Fill in the blanks using the words from the box.

appear	bump	frame	handrail
hold on	keep in mind	slippery	wear a cast

1. Be careful on the _____ **slippery** floor.
2. Don't stand too close to the window _____ **frame**. It's dangerous.
3. The little girl _____ **hold** s _____ **on** to her mother's hand.
4. My brother broke his left leg, so he has to _____ **wear a cast** for a month.
5. A strange man _____ **appear** ed suddenly without a sound.
6. It is safer to hold the _____ **handrail** as you walk up the stairs.
7. _____ **Keep in mind** that the bus stops running at 10 P.M.
8. My son _____ **bump** ed his head on the wall.

Dictation

Topic 1 | A Doctor's Advice

Doctor: Who do we have here? Mason, right?

Mason: That's right, Dr. Moore.

Doctor: What brings you here today?

Mason: I think I hurt my toe.

Doctor: Let me see your toe. How did you do that?

Mason: I hit my toe on a rock really hard.

Doctor: Why didn't you see it?

Mason: Hmm, actually, I was playing a game on my phone.

Doctor: That's so dangerous. You know that, don't you?

Mason: Yes, but a Pokémon appeared suddenly. I wanted to catch it.

Doctor: Oh, that game. Anyway, you sprained your toe.

Mason: Do I have to wear a cast?

Doctor: No, you don't have to. Put a cold pack on your toe for a few days.

Mason: Okay.

Doctor: I'm telling you again: it's very dangerous to use your smartphone while you're walking.

Mason: I just looked down for a second.

Doctor: Accidents can happen in the blink of an eye.

Mason: You're right. I've bumped into my friend while I was looking down at my smartphone.

Doctor: You see! Imagine if you were hit by a car.

Mason: Oh, you're scaring me.

Doctor: But it can be. So you should keep your phone in your pocket or your bag.

Mason: I'll keep that in mind.

Topic 2 | Safety Rules

Paul: Hey, guys. This is Paul from Bricks Broadcasting. Last week, Amy

broke her leg while she was running

down the stairs. You know what I'm going to talk about.

Yes, safety at school. We should follow

rules for our safety.

First, walk on the right side when you're in the

hall and on the stairs. If not, you can bump into

your classmates. Second, do not run everywhere. If you

run, you might fall down. Third, when it rains

or snows, floors are wet and slippery. You should

walk slowly. Fourth, when you go up and

down the stairs, hold on to the handrails.

You can miss your step and roll

down the stairs. Last, you should not sit on window

frames or lean out of the windows. You might

fall over. Anyway, that's it for now.

If you want to learn more about these rules,

please visit www.safeatschool.com. Have a nice day!

Vocabulary Check Up (98)

A. Listen. Write the words and the meanings.

Words	Meanings
1. <u>predict</u>	<u>예측하다</u>
2. <u>chilly</u>	<u>쌀쌀한</u>
3. <u>moist</u>	<u>촉촉한</u>
4. <u>get well</u>	<u>(병이) 낫다</u>
5. <u>sound wave</u>	<u>음파</u>
6. <u>hive</u>	<u>벌집</u>
7. <u>human</u>	<u>인간, 사람</u>
8. <u>all-year-round</u>	<u>일년 내내</u>
9. <u>temperature</u>	<u>기온</u>
10. <u>earthquake</u>	<u>지진</u>

B. Complete the crossword puzzle.

		1 s	2 t	o	r	m	
			o				
			a				3 h
4 m	o	i	s	t			i
			t				v
	5 d	a	y	t	i	m	e
	r						
	y						

► Across

1. A heavy _____ killed many people in the city.
4. slightly wet
5. My mom works hard during the _____.

▼ Down

2. comfortably warm
3. a nest for bees
5. It is very _____ in the desert.

C. Fill in the blanks using the words from the box.

all-year-round	chilly	earthquake	get well
predict	sound wave	toasty	temperature

1. The **temperature** suddenly dropped this morning.
2. There was an **earthquake** in L.A. last night.
3. Do you think anyone can **predict** the future?
4. She has cold drinks **all-year-round**.
5. I hope you will **get well** soon.
6. It's a bit **chilly** in the morning these days.
7. **Sound wave**s can travel through air and water.
8. Our heating system keeps our house **toasty**.

Dictation

Topic 1 | Different Places, Different Weather

Yumi: Hi, Tom. This is Yumi.

Tom: Yumi! It's been a long time. What's up?

Yumi: I have a cold. It is winter in Korea, and it's freezing!

Tom: Poor Yumi. I hope you get well soon.

Yumi: Thanks. How are you doing these days?

Tom: It's winter here too, but it's not cold. It's toasty during the daytime, so I can swim at the beach.

Yumi: Wow, I envy you! Where do you live?

Tom: I live in Malibu. It's a beach town. The beach is 30 minutes away.

Yumi: Great! What about at night? Is it toasty at night?

Tom: Actually, no. At night, it's a bit chilly. But the temperature never falls below freezing.

Yumi: What a great place to live in! Where is Malibu? You told me before, but I forgot.

Tom: It's in California.

Yumi: Right. Is it usually warm in California all-year-round?

Tom: No. California is very large, so each place has different weather. In some places, people can enjoy winter sports.

Yumi: Really? I didn't know California was that large.

Tom: Anyway, if you want to be warm during the winter vacation, why don't you come here?

Yumi: Can I? I'd love to!

Tom: If you come here, you can stay with me and my family.

Yumi: I'll ask my mom today!

Tom: Okay. My parents always welcome my friends.

Yumi: I can't wait for winter vacation!

Topic 2 | Animal Weather Predictors

Narrator: Some animals can predict the weather. Did you know that?

Cats act strangely before an earthquake.

Earthquakes make many sound waves. Humans

cannot hear them, but cats can hear the sound waves. So

they know an earthquake is coming!

Bees can predict when it will rain. When

the air starts to get moist, the bees

fly back to their hives. They don't like the

rain, so they stay dry inside their homes.

Spiders like to stay warm when it's

chilly in the fall. So, they like to go inside your

homes! Don't be too surprised!

Birds can predict the weather, too. If they fly

high in the sky, the weather is good. If they fly closer

to the ground, a storm could be on its way.

These animals are amazing!